


OT DX 24/170-240/0A7 DIMA NFC G2 CE (NEW)

OPTOTRONIC - DEXAL NFC IP20 G2 | D4i, DEXAL, AstroDIM, StepDIM - constant current LED drivers



Product family features

- DEXAL interface based on DALI-2 communication
- Current output range: 35...1,050 mA
- Available with different wattage: 24 W, 40 W, 75 W, 110 W, 165 W and 200 W
- AstroDIM for autonomous dimming with five independent levels (astro, time mode)
- Standby power consumption: < 0.35 W
- Integrated customizable thermal management (Driver Guard)
- Constant Lumen Output (CLO)
- Easy and fast wireless luminaire programming via NFC
- Flexible current setting with one additional wire (LEDset2)

Product family benefits

- For Zhaga Book18 Luminaires and D4i certified incl. Parts 25x + AUX
- Electrical interface and data communication fully based on open standards
- Fully programmable via software (DALI Interface, NFC)
- Low luminous efficacy tolerance through low output current tolerance of $\pm 1,5 \%$
- High surge protection: up to 10 kV in protection class I or II
- Lifetime: up to 100,000 h (depending on T_c temperature, max. 10 % failure rate)
- Mains input undervoltage protection
- DEXAL interface (with 15V current supply on DALI-2 lines - DALI Part 250)
- SELV DEXAL and 24V AUX interface (DALI Part 150) up to 6W
- Standardized DALI-2 communication (incl. monitoring data, energy metering)
- Integrated ESD protection: more robust for installation on non-conductive poles
- Optimized NFC for programming from the top: easy accessibility in luminaires
- Surge and overvoltage protection on DALI interface for DALI installations
- Full compatibility with Tuner4TRONIC and T4T Field App
- BOX Programming: all drivers in one BOX can be programmed in one step

Areas of application

- Street and urban lighting
- Industry
- Suitable for outdoor applications in luminaires with IP > 54
- Suitable for use in outdoor luminaires of protection class I and II

Technical data

Electrical data

Max. ECG no. on circuit breaker 10 A (B)	18
Max. ECG no. on circuit breaker 16 A (B)	30
Maximum output power	24 W
Minimum output current	35 mA
Nominal output current	150...700 mA
Nominal output power	24 W ¹⁾
Nominal output voltage	12...48 V
Nominal input voltage	220...240 V
Input voltage AC	170...264 V ²⁾
Input voltage DC	170...276 V ³⁾
Device power loss	2.6 W ⁴⁾
Inrush current	27 A ⁵⁾
Networked standby power	0.35 W ⁶⁾
Power factor λ	0.77C...0.99 ⁷⁾
Mains frequency	0/50/60 Hz
Surge capability (L-N)	6 kV
Surge capability (L/N-Ground)	10 kV
U-OUT (working voltage)	60 V
Auxiliary Power Supply	24 V ⁸⁾
Output current tolerance	± 1.5 % ⁹⁾
Output ripple current (100 Hz)	4 %
Total harmonic distortion	< 5 %

1) Max. 75% in DC operating mode

2) Permitted voltage range

3) Additional fuse needed in DC operation

4) Maximum

5) At 217 μ s

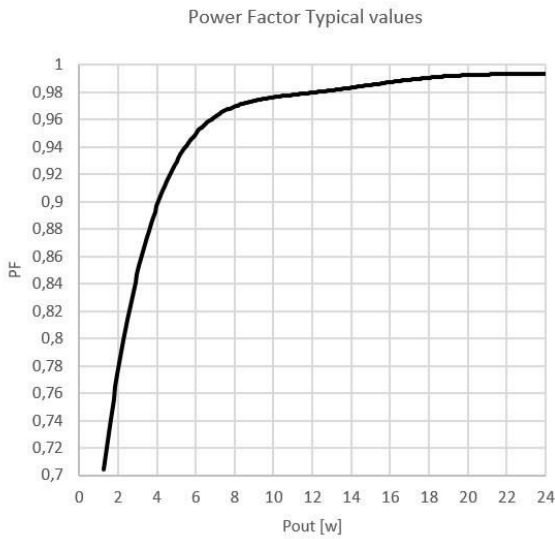
6) DEXAL power supply disabled

7) Within the full operating window

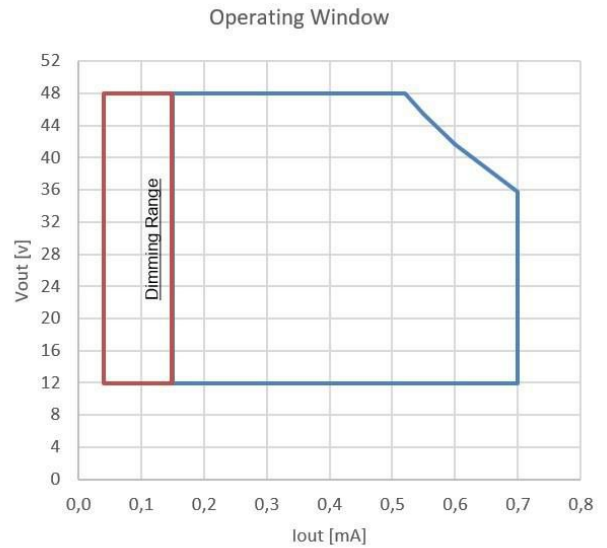
8) 3W average, 6W peak power

9) ± 3 % for Output current lower than 150 mA

Typical Power Factor v Load

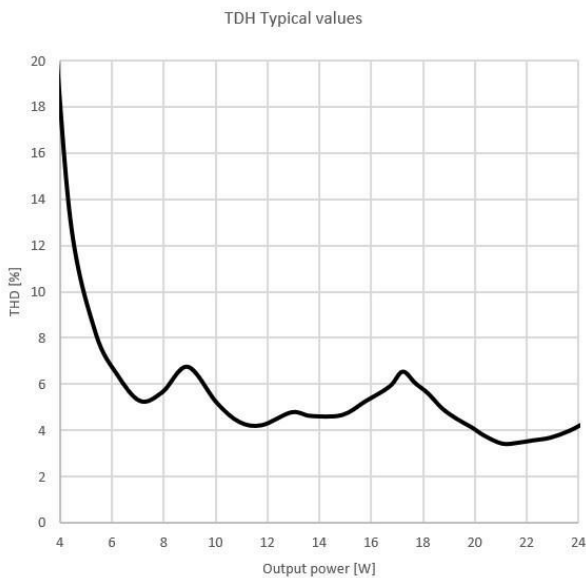


Operating Window



OT DX 24W G2 Typical Power Factor vs Load

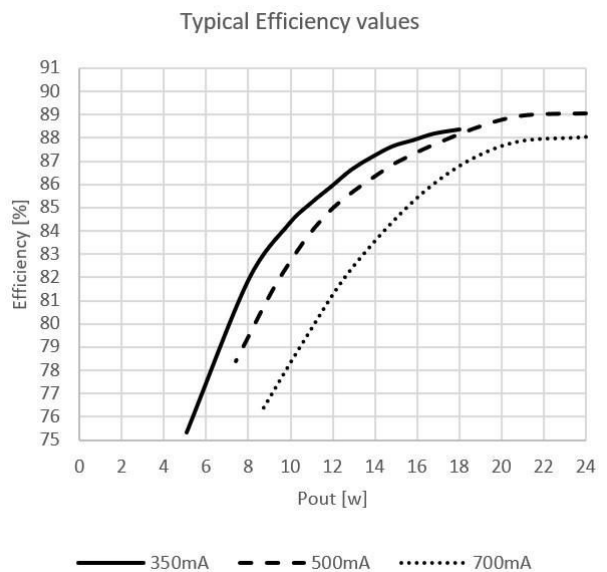
Typical THD v Load



OT DX 24W G2 Typical THD vs Load

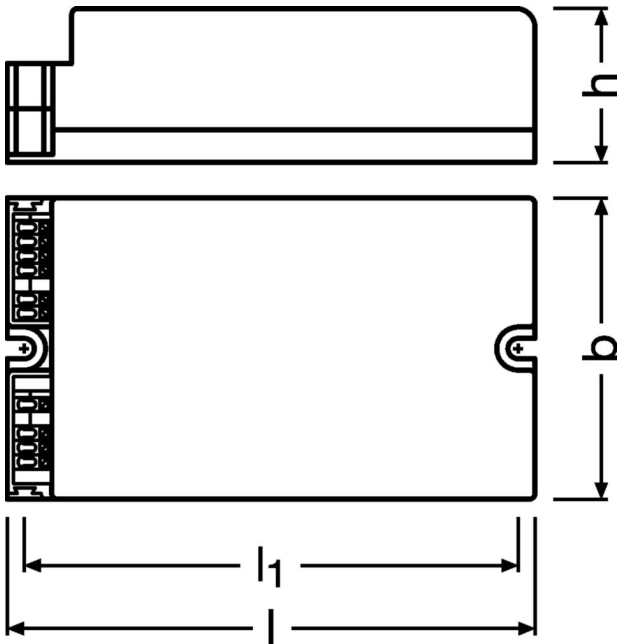
OT DX 24W G2 Operating Window

Typical Efficiency v Load 230 V 50 Hz



OT DX 24W G2 Typical Efficiency vs Load (230 V 50 Hz)

Dimensions & weight



Product weight	230.00 g
Length	133.0 mm
Height	40.0 mm
Width	77.0 mm
Cable cross-section, input side	0.2...1.5 mm ² ¹⁾
Cable cross-section, output side	0.2...1.5 mm ² ²⁾
Mounting hole spacing, length	122.5 mm
Wire preparation length, input side	8.5...9.5 mm

1) Solid/ Flexible Leads

2) Wire cross section for LT2/NTC and LED-: 0.2...1.0 mm²

Colors & materials

Casing material	Plastic
-----------------	---------

Temperatures & operating conditions

Ambient temperature range	-40...+60 °C
Max.housing temperature in case of fault	110 °C
Maximum temperature at tc test point	75 °C
Permitted rel. humidity during operation	5...95 % ¹⁾
Temperature range at storage	-40...+85 °C

1) Maximum 56 days/year at 85 %

Expected Lifetime

Product name				
OT DX 24/170-240/0A7 DIMA NFC G2 CE	ECG ambient temperature [ta]	60	53	50
	Temperature at tc-point [°C]	75	68	65
	Lifetime [h]	50000	85000	100000

Lifespan

ECG lifetime	50000 / 100000 h ¹⁾
---------------------	--------------------------------

1) At maximum $T_c = 75^\circ\text{C}$ / 10% failure rate / At $T_c = 65^\circ\text{C}$ / 10% failure rate

Additional product data

Predecessor EAN	not relevant
------------------------	--------------

Capabilities

Max. cable length to lamp/LED module	2.0 m ¹⁾
Number of channels	1
Dimmable	Yes
Dimming interface	AstroDIM / DALI/DEXAL/D4i / StepDIM ²⁾
Dimming range	5...100 %
Overload protection	Yes
Overheating protection	Yes
Short-circuit protection	Yes
Suitable for emergency lighting	Yes
Suitable for fixtures with prot. class	I / II
Constant lumen function	Yes
LEDset	Yes
No-load proof	Yes

1) Output wires must be routed as close as possible to each other

2) StepDIM functionality with external component 'OT DX SD BOX' only

Programming

Box programming	Yes
-----------------	-----

Programmable features

AstroDIM	Yes
Configuration Lock	Yes
DALI-2 Luminaire Data	Yes ¹⁾
Driver Guard	Yes
Emergency Mode	Yes
MainsDIM	No
StepDIM	Yes ²⁾
Thermal Protection	Yes

1) Acc. DALI part 251

2) StepDIM functionality with external component 'OT DX SD BOX' only

Certificates & standards

Type of protection	IP20
Standards	Acc. to EN 61347-1 / Acc. to EN 61347-2-13 / Acc. to EN 62384 / Acc. to EN 55015:2006 + A1:2007 + A2:2009 / Acc. to EN 61547 / Acc. to FCC 47 part 15 class B / Acc. to IEC 61000-3-2 / Acc. to IEC 61000-3-3 / Acc. to IEC 62386-101 / Acc. to IEC 62386-102 / Acc. to IEC 62386-207 / Acc. to IEC 62386-150 / Acc. to IEC 62386-250 / Acc. to IEC 62386-251, -252, -253
Approval marks – approval	CCC / CE / D4i / DALI-2 / EL / ENEC / RCM / VDE

Logistical data

Commodity code	85044083900
----------------	-------------

Environmental information

Information according Art. 33 of EU Regulation (EC) 1907/2006 (REACH)	
Date of Declaration	23-08-2024
Primary Article Identifier	4052899632349
Declaration No. in SCIP database	In work
SCIP_STATUS	In work
SCIP_ID	

Ecodesign regulation information:

Intended for use with LED modules.

The forward voltage of the LED light source shall be within the defined operating window of the control gear in all operating conditions including dimming if applicable.

Separate control gear and light sources must be disposed of at certified disposal companies in accordance with Directive 2012/19/EU (WEEE) in the EU and with Waste Electrical and Electronic Equipment (WEEE) Regulations 2013 in the UK. For this purpose, collection points for recycling centres and take-back systems (CRSO) are available from retailers or private disposal companies, which accept separate control gear and light sources free of charge. In this way, raw materials are conserved and materials are recycled.

Additional product information

- Default output current is 700 mA without any resistor connected to the LEDset port. As soon as the driver detects one time a resistor value within the resistor range of 33.3 kOhm (1050 mA) and 24.9 kOhm (150 mA) for more than 3 s, the driver activates the LEDset2 mode.
- The driver withstands an input voltage of up to 350 V AC for a maximum of two hours. An output load shutdown can occur in case the supply voltage exceeds the input voltage range defined.
- Shut down of output load happens if the input voltage of the load is below the allowed minimum output voltage of the driver. The driver automatically tries to switch on the load cyclically.
- The driver automatically reduces the output current in case the maximum allowed output power is exceeded, as long as the input voltage of the load is within the declared output voltage range of the driver. In all other cases the driver may shut down the load.
- The driver is protected against temporary overheating by automatically reduction of the output current.
- Several external NTCs are supported for temperature protection of the LED module or luminaire. The type of NTC can be selected in the programming software in the temperature based mode.
By default the resistor based mode is activated with following values: start derating: 6.3 kOhm, end derating 5.0 kOhm, shut off: 4.3 kOhm, derating level 50 %.
- If the dimming mode is changed via NFC while the driver is not powered, one additional power on/off cycle is needed before the dimming mode becomes active.
- The constant lumen feature is disabled by default.
- If any output level is below the physical min level, the physical min level will be used.
- The driver is intended for luminaire built-in use.
- Mind the polarity of the DALI lines. DA+ to DA+, DA- to DA- only.
- The DEXAL interface is polarity sensitive, even if the DEXAL bus power supply in the driver is turned off. Therefore the polarity of all connected drivers should not be mixed.
- For efficiency and standby power measurement, the D4i bus power supply shall be switched off by using Tuner4TRONIC. Refer to www.tuner4tronic.com.
- To ensure an optimal communication during the NFC programming, the NFC antenna should be placed on the top of the LED Driver, above the NFC marking. This improves the accessibility to the NFC tag also in application, for instance within Luminaires.
- In order to ensure an optimal NFC programming of the Led Driver during the luminaire production, the luminaire maker shall not place any metal parts in proximity of the NFC reader, at least within a distance of 10 cm.
- Default output current is supplied without any resistor connected to the LEDset port. As soon as the driver detects one time a resistor value within the allowed resistor range for more than 3 s, the driver activates the LEDset2 mode.
- The driver withstands an input voltage of up to 320 Vac with unlimited time. Shut down of output load might occur in case the supply voltage exceeds (270 Vac). Under operation conditions in which overvoltage level > 264 Vac occur, the product shall be additionally protected by an external fuse (400V 4A, time lag, I² t > 160 160 A²s).
- The maximum number of units per circuit breaker is an indicative value due mainly to high tolerance for the tripping current for narrow pulses.
- The EQUI pin should be connected to the heat sink of the LED module to improve the surge withstand capability of the system and EMI in critical luminaires.
- The dimming mode feature is disabled by default. If the dimming mode is changed via NFC while the driver is not powered, one additional power on/off cycle is needed before the new dimming mode becomes active.
- For input voltage of 170...190 Vac, the maximum allowed output power is linear limited starting from 100 % at 190 Vac down to 85 % at 170 Vac.
- LEDset and NTC functionality share the same connection terminal; both features are not simultaneously available.
- LEDset functionalities are limited only to the current setting, via codified resistor, and thermal protection via PTC (5V supply, miswiring protection, thermal protection with NTC are not available).
- All functionalities are ensured for output cables up to 10 m. For cable length more than 2 m, EMI compliance has to be checked in the application.
- The luminaire manufacturer must ensure that condensation water cannot be created within the fixture and, in particular, cannot affect the functionality of the product. Failing to comply with this requirement will make invalid any warranty claim

Download Data

File		
Certificates	PDF	▶OT DX 24 0A7 DIMA NFC G2 CE EATON (CEAG) 05 240524
Certificates	PDF	▶OT DX 24 0A7 DIMA NFC G2 CE INOTEC 240524
Mandatory Publications	PDF	▶OT DX NFC G2 CE UK DoC 4486035 03 220724
Mandatory Publications	PDF	▶OT DX NFC G2 CE CE 4486034 02 220724

ISOLATION	Input/Mains	EQUI	DALI	LEDset	LED Output	Case	AUX	LSI	NTC
Input/Mains	-	Double	Double	Double	Double	Double	Double	Double	Double
EQUI	Double	-	Supplementary	Basic	Basic	Basic	Basic	Basic	Basic
DALI	Double	Supplementary	-	Basic	Basic	Basic			Basic
LEDset	Double	Basic	Basic	-		Basic	Basic	Basic	
LED Output	Double	Basic	Basic		-	Basic	Basic	Basic	
Case	Double	Basic	Basic	Basic	Basic	-	Basic	Basic	Basic
AUX	Double	Basic		Basic	Basic	Basic	-		Basic
LSI	Double	Basic		Basic	Basic	Basic		-	Basic
NTC	Double	Basic	Basic			Basic	Basic	Basic	-

Logistical Data

Product code	Product description	Packaging unit (Pieces/Unit)	Dimensions (length x width x height)	Volume	Gross weight
4052899632349	OT DX 24/170-240/0A7 DIMA NFC G2 CE	Shipping carton box 18 Pieces	285 x 268 x 156 mm	11.92 dm ³	256.44 g

The mentioned product code describes the smallest quantity unit which can be ordered. One shipping unit can contain one or more single products. When placing an order, for the quantity please enter single or multiples of a shipping unit

Disclaimer

Subject to change without notice. Errors and omission excepted. Always make sure to use the most recent release.